


FORESTRY MULCHERS FOR EXCAVATORS

DML/HY - DML/HY/VT

Forestry mulcher with fixed tooth rotor for excavators.


The DML/HY is the smallest, most versatile fixed hammer excavator mulcher on the market. The VT automatic variable displacement hydraulic motor avoids any adjustment of the hydraulic levels on the excavator it is mounted too.

Both doors can be activated mechanically or hydraulically (optional) to allow for the mulching of trees (front door) and fine and fibrous material that does not require preventive removal (rear door).

 13-36 gal/min

 Ø 5 in max

 5-13 t



STANDARD EQUIPMENT

17/34 cc variable manual displacement hydraulic piston motor (13-33 gpm) (DML/HY)	Bulkhead for hydraulic connections
55/38cc variable torque hydraulic piston motor (21-36 gpm) (DML/HY/VT)	Front hood with mechanical adjustment
Flow control system valve	Rear hood with mechanical adjustment
Safety and anticavitation valve	Protection chains
Enclosed / anti dust machine body	Supporting service leg
Motor enclosed in the frame	Welded counterblades
Belt transmission	

OPTIONS

32/65 cc variable manual displacement hydraulic piston motor (28-53 gpm) (DML/HY)	Hydraulic front hood
Customized setting hydraulic motor	Customized attachment bracket with pins
Diverter valve	Customized attachment bracket with pins and leg
Hydraulic rear hood	Multiple tooth options
Not supplied with hoses	Case drain required

MODEL	DML/HY 75	DML/HY 100	DML/HY 125	DML/HY/VT 75*	DML/HY/VT 100*	DML/HY/VT 125*
Flow rate (gal/min)	13-33	13-33	13-33	21-36	21-36	21-36
Pressure (PSI)	2611-5076	2611-5076	2611-5076	2611-5076	2611-5076	2611-5076
Excavator weight (t)	5-13	5-13	5-13	5-13	5-13	5-13
Working width (in)	31	39	49	31	39	49
Weight (lbs)	915	981	1135	926	992	1146
Rotor diameter (in)	11.8	11.8	11.8	11.8	11.8	11.8
Max shredding diameter (in)	5	5	5	5	5	5
No. blades type E	20	24	30	20	24	30

Data refers to machine as standard set-up. Options may have reflects on weights and dimensions. The technical data in this catalogue may be altered without prior notice.

*Variable displacement hydraulic motor.

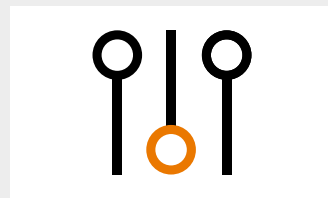
MAIN OPTIONS



Customized attachment bracket



Diverter valve system to control the opening and closing of the front and rear hydraulic door



Customized setting hydraulic motor



Customized attachment bracket with fixed thumb



BLADE E
(standard)



BLADE E/HD
(option)