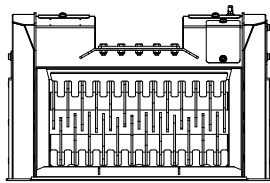
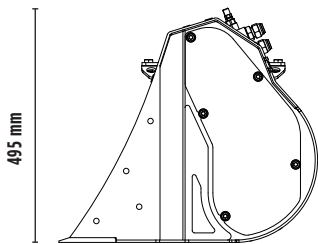


SHAFT SCRENER

MB-HDS207



740 mm



495 mm

545 mm





SPECIFICATIONS



Recommended excavator	ton	1,3 - 2,8
Weight	ton	0,098
Load capacity	m ³	0,05
Pressure	bar	200 - 220
Oil flow rate*	l/min	25 - 35

* The minimum hydraulic flow rate value must be alongside the required operating pressure

SHAFT KIT

KIT	ADJUSTMENT*	APPLICATION
 RQ8/RQ15 Sifting kit	8/15 mm	Sifting damp/dry soil Soil aeration
 RM Mixer kit	-	Soil aeration Compost aeration Charcoal reduction Glass reduction Drywall reduction

* Shafts in closed position.

ACCESSORIES

Load capacity increase kit	RQ8/RQ15 Sifting kit
RM Mixer kit	Shaft holder
24 month warranty	

APPLICATION AREAS



ROAD WORKS



TUNNELS



ENCLOSED SPACES



PIPELINES



RECYCLING AGGREGATES



EXCAVATION



URBAN CONSTRUCTION SITES



FOUNDRIES



MAINTAINING LANDSCAPE AND AGRICULTURAL AREAS