


HEAVY DUTY CLAMP



MEDIA/ INSERT
Plastic/ Aluminum


TOP PLATE
Zinc Plated Plates




604-888-9020
sales@vanedequipment.com

COMPARISON WITH OTHER CLAMP

Famous S**** Clamps

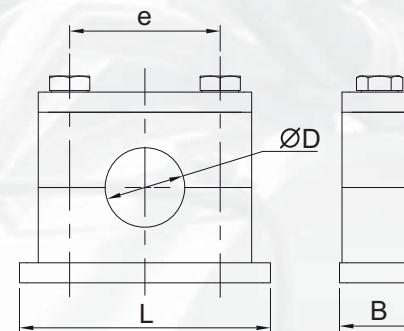


5/16" Plate using
Inserted Nut
1/2" Forged
One Piece Plate



WELDING HOLE
In high vibration applications,
extra welding recommended.

BOTTOM PLATE



Part NO.	D (mm)	D (inch)	Dim. (mm)					Size	
			T	B	L	e	Bolt		
WC(A) 075	20	0.750	9	32	85	45	M10-60L	3/4" TUBE	
WC(A) 084	21.7	0.840						1/2" PIPE	
WC(A) 100	25	1						1" TUBE	
WC(A) 105	27.2	1.050						3/4" PIPE	
WC(A) 030M	30	METRIC			100	60	M10-75L	METRIC	
WC(A) 125	32	1-1/4						1-1/4" TUBE	
WC(A) 132	34	1.315						1" PIPE	
WC(A) 150	38	1-1/2						1-1/2" TUBE	
WC(A) 040M	40	METRIC						METRIC	
WC(A) 166	42.7	1.660						1-1/4" PIPE	
WC(A) 045M	45	METRIC	12	50	150	90	M12-110L	METRIC	
WC(A) 190	48.6	1.900						1-1/2" PIPE	